

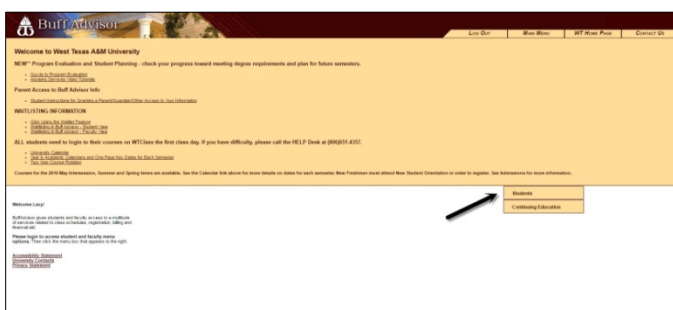
CHECKING YOUR GRADES

Step 1: Logon to your MyBuff portal.


Step 2: Click on the “Buff Advisor” icon in the top right hand corner.



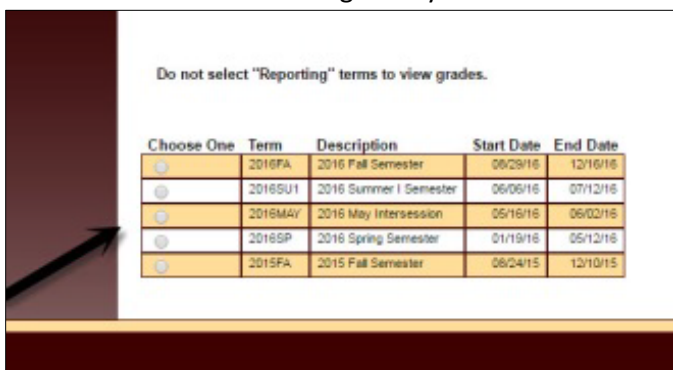
Step 3: Click on “Students”



Step 4: Under Academic Profile, click on “Midterm Grades”



Step 5: Select the term of for which grades you want to review and click submit.



Your midterm and final grades will be posted on the following webpage.