



STUDENT EMAIL SETUP ON IOS MOBILE DEVICE

If you are not able to login please contact the IT Success Center and specify that you are needing assistance with logging in to your email on a device.

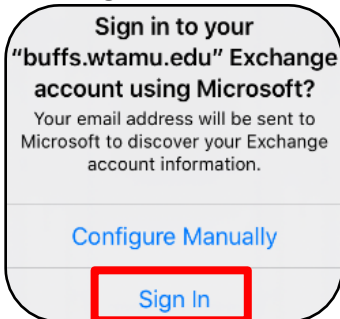
1. Enter **Settings** and navigate to **Mail, Contacts, Calendars**.
2. Choose **Add account**, and select **Exchange**.



3. Enter your **full email address** and **description**. Click **Next**.



4. Select **Sign In**.



5. You will be taken to the Buff Email login page, where you will need to enter your password.
6. Click **Sign In**.
7. Accept the DUO.