


HOW TO GET THE ONEDRIVE APP FOR IOS AND ANDROID

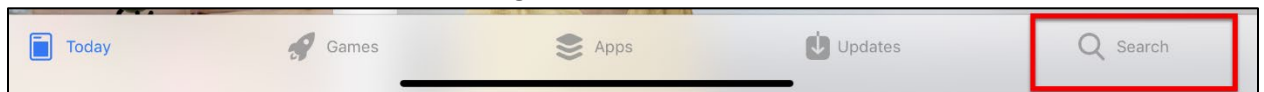
The OneDrive app is available to download on both iOS and Android devices for easy access anywhere. To get the OneDrive app, follow the directions below:

FOR IOS USERS:

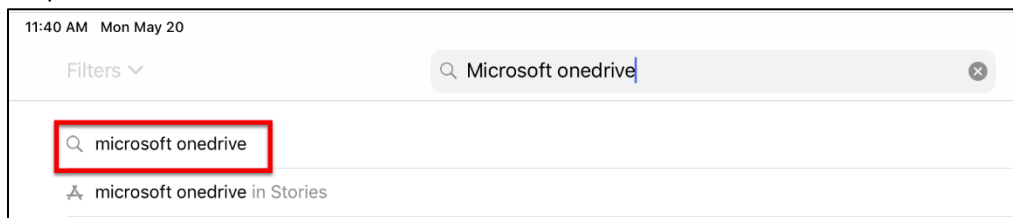
1. Click on the app store icon




2. Click on the **search** button in the bottom right hand corner



3. Type in the search bar "**Microsoft OneDrive**" and then choose the first option from the dropdown.




4. You will see the OneDrive app as the very first option. You will click **Get** to download the app.



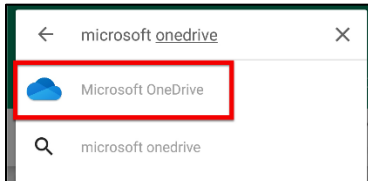
5. Open the app, and then sign in using your WT credentials (email and associated password). You will then be prompted to DUO.
6. Now you are signed into your OneDrive account on your iOS device.

FOR ANDROID USERS:

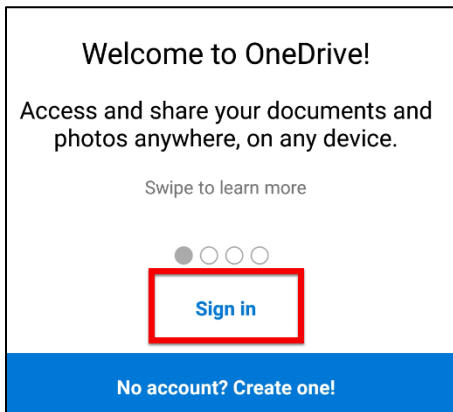
1. Click on the app store icon



2. In the search bar type out "Microsoft OneDrive" and select the first option in the dropdown



3. You will see the OneDrive app as the very first option. You will click **Install** to download the app.
4. Open the app, and then sign in using your WT credentials (email and associated password). You will then be prompted to DUO.



7. Now you are signed into your OneDrive account on your Android device.